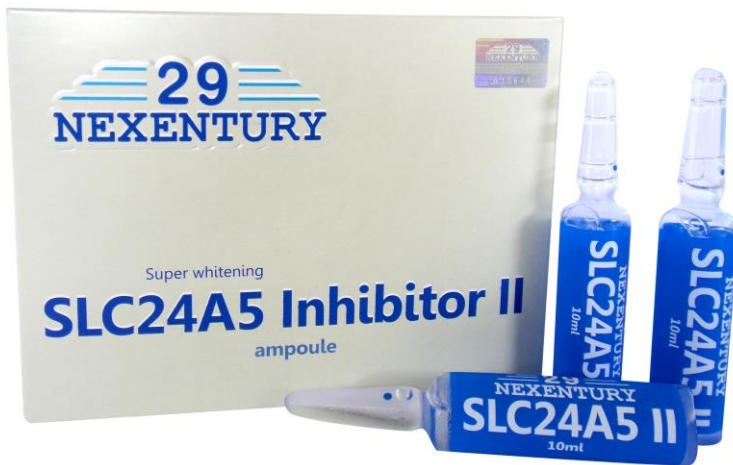


29 NEXENTURY

Super whitening

SLC24A5 Inhibitor II

ampoule



News

Unveiling the secrets of pigmentation – SLC24A5 Gene in Chromosome 15. Into the era of Genetic Whitening Therapy !!

Following the invention of Interleukin-2 + Pyridoxine as a Melanocytes antibody in whitening therapy, Swiss Institution of Medical Sciences has once again invented the most powerful skin whitening formulations which is the safest and most powerful in the world – SLC24A5 Inhibitor, which disables the pigmentation gene in the body.

This discovery is described by the medical scientists as the biggest breakthrough ever achieved in skin whitening therapies, as it works at the genetic level, by suppressing SLC24A5 gene in chromosome 15, which is responsible for the skin colors of most animals. By suppressing SLC24A5 gene, the number of melanocytes in the body will be reduced dramatically, and with the reduced number of melanocyte, the secretion of pro-melanin hormones, e.g. tyrosinase, NCKX5...etc, which stimulate melanin secretion, is also inhibited, contributing to a permanently fair and natural skin complexion.

The chief scientist who lead this medical study is Professor Jason R Mest, who is the Genetic Medical Specialist of Phyladelphia Medical University, announced the discovery in Association of Advancement in Sciences, which is an official websites exhibiting the latest breakthrough of medical sciences. Others who

participated in the study are Prof. Rebecca L. Lamason (Pennsylvania Medical University, Department of Genetic Research Centre), Prof. Manzoor-Ali P.K. Mohideen, Prof. Heather L. Norton Dr. Jasper E. Humbert from Weis Research Centre, Prof. Paul M. McKeigue from Dublin Medical university, Prof. Esteban J. Parra from Toronto University...etc.

“Now, we can make the skin fairer without harming other pigmented cells in the body, e.g. the hair and the eyes will remain pigmented, only the skin will become fairer following administration of SLC24A5 Inhibitor.” said Prof. Mest.

In the interview via email, he said that SLC24A5 gene is found in chromosome 15 of human DNA. Years of research revealed that the varying level of activities of this gene leading to the variation of skin tones among different ethnic groups. A cross continent clinical study was carried out years ago to study the activities of SLC24A5 gene in different ethnic, and it was found that SLC24A5 activities in Caucasians is much lower compare to other ethnics of darker skin tone. Hence concluded that SLC24A5 gene as the key factors which determines the skin color in human.

“Now we know that SLC24A5 causes the proliferation of melanocyte, and increased melanin secretion, by means of stimulating the pro-melanin hormones, e.g. NCKX5 and tyrosinase, leading to surfacing of melanin in the skin, hence causing darker skin. So far, most of the so called whitening cosmetics can only achieve minimum whitening by suppressing the Tyrosinase secretion.

Leaving the the fundamental causes of melanogenesis untackled . So, skin will become darker immediately after cessation of those cosmetics.”

“SLC24A5 Inhibitor had rendered us a permanent solution to skin whitening, making the skin fairer at the genetic level, making permanent whitening therapy possible. To date, we have completed 4 levels of clinical study to justify its efficiency and safety, i.e. 2 stages of animal study, in vitro study with cultured human melanocytes and in vivo human study. ”

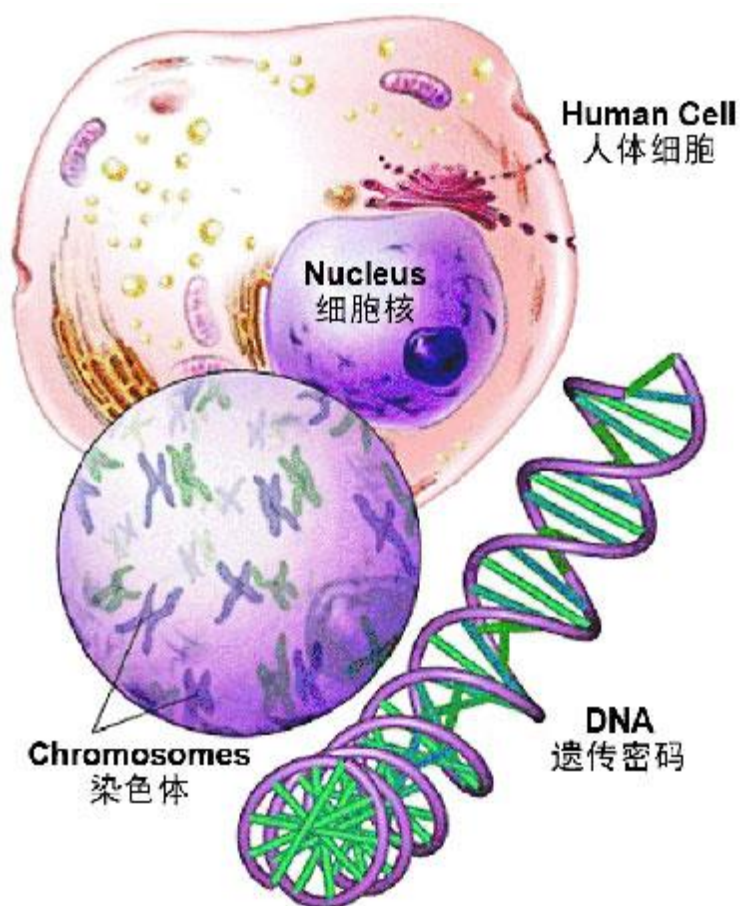
“The improvised SLC24A5 Inhibitor is now much safer, in the sense that it can change only the skin color without affecting the hair, eyes and other melanin containing cells, and it works extremely stable in changing the body color of fish, rats and human, where even negro can become as fair as Caucasian !!” Stresses that the new SLC24A5 Inhibitor is not cytotoxic towards melanocytes, hence will not lead to pathological albinism.

Jason R Mest also revealed that 1200 human subjects of dark skin tones had took part in the 2nd stage clinical study of efficiency and most of them had become reasonable fair after a period of administration with SLC24A5 inhibitor, so he believes that its not impossible to achieve permanent whitening soon.


Caption:



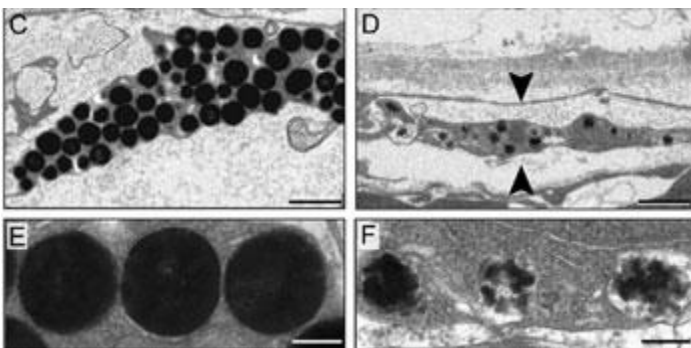
SLC1: Prof. Jason R Mest is the chief scientist who lead the team to formulate the first SLC24A5 Inhibitor into the most powerful skin whitening agent in the world.



SLC3: Skin color is determined by SLC24A5 Gene in Chromosome 15 of human DNA.



SLC4: Fish apply with SLC24A5 Inhibitor shown a lighter skin tone after a period of administration (below).



SLC5: Human Melanocytes become smaller and lesser (diagram D & F) after exposed to SLC24A5 Inhibitor.



SLC6: A negro boy following SLC24A5 Inhibitor treatment, become fair but remaining his eyes and hair color.

1. <http://www.genecards.org/cgi-bin/carddisp.pl?gene=Slc24a5>
2. Ginger RS, Askew SE, Ogborne RM, et al. (2008). "SLC24A5 encodes a trans-Golgi network protein with potassium-dependent sodium-calcium exchange activity that regulates human epidermal melanogenesis.". J. Biol. Chem. 283 (9): 5486–95. doi:10.1074/jbc.M707521200. PMID 18166528.